

used ethylene in liquid cyclopentane and $G(\text{H}_2)$ decreased from 5.2 in pure cyclopentane without reaching a well-defined lower limit. Assuming simple competition between ethylene and cyclopentane to yield ethane (*via* $\text{C}_2\text{H}_5 + \text{RH} \rightarrow \text{C}_2\text{H}_6 + \text{R}$) or hydrogen we obtain by conventional stationary-state kinetics from Holroyd's results limiting values of $G(\text{C}_2\text{H}_6)$ approximating 1.0, 0.80, and 0.9 at 28, 15, and 0°, respectively. Since $G(\text{H}_2) + G(\text{C}_2\text{H}_6)$ is constant at each temperature, one may conclude that $G(\text{H}, \text{thermal}) \cong 0.9$. This supports the low yield of thermal H atoms based upon our own measurements.³⁵

The correlation between the yields $2\Delta G(\text{C}_5\text{H}_8) \approx \Delta G(\text{C}_5\text{H}_9\text{I})$ for cyclopentane suggests interdependent mechanisms for the formation of these products. The substantial constancy of $G(\text{HI}) + G(\text{CH}_4)$ indicates that the organic counterparts of these products are not

(34) R. A. Holroyd, *J. Phys. Chem.*, **66**, 730 (1962).

(35) Holroyd did not draw the same conclusion. He assumed that his $G(\text{H}_2) = 5.2$ for pure cyclopentane was low because of H-atom scavenging by product cyclopentene, for which the final concentration approximated $10^{-4} M$. This same concentration of ethylene, however, produced no detectable effect. The value of $G(\text{H}_2)$ in Table II for pure cyclopentane agrees with Holroyd's value.

included among those reported. In cyclohexane it is also clear that $G(\text{H}_2)$, $G(\text{C}_6\text{H}_{10})$, and $G(\text{C}_6\text{H}_{11}\text{I})$ behave qualitatively the same with respect to concentration of methyl iodide while again $G(\text{HI}) + G(\text{CH}_4)$ is constant and requires other conjugate organic products and an independence of the ion recombination process.

According to Dyne and Stone⁷ the only organic products from γ -radiolysis are cyclohexene and bicyclohexyl- and cyclohexylhexene-1, and the yields of these hydrogen-deficient products accounted for 99% of $G(\text{H}_2)$. These products cannot account for the large absorption in the 200 m μ regions observed in the present work in excess of that required for $G(\text{C}_6\text{H}_{10})$ determined by v.p.c. analysis in irradiated pure cyclohexane. It appears to be a nonconjugated olefinic product and our results show that this excess absorption can be accounted for, at least in part, by an olefin boiling around 65° and resulting from C-C bond rupture since it is neither 1,3- nor 1,4-cyclohexadiene. Finally, it would have been very remarkable if no C-C bonds were broken by radiolysis of cycloalkanes since it is a rather efficient process in linear and branched alkanes.^{12,21}

[CONTRIBUTION FROM THE MELLON INSTITUTE RADIATION RESEARCH LABORATORIES, PITTSBURGH, PA.]

The Radiolysis of Deaerated Aqueous Solutions of 2-Propanol Containing Nitrous Oxide¹

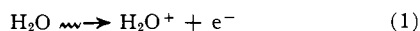
BY J. T. ALLAN AND C. M. BECK

RECEIVED OCTOBER 23, 1963

Deaerated aqueous solutions of 2-propanol containing nitrous oxide were irradiated with 2.5 Mev. electrons and the yields of nitrogen, hydrogen, acetone, and hydrogen peroxide measured as a function of pH, solute concentration, and radiation dose rate. The effects of additional solutes on the product yields were also investigated. The results have been interpreted on the basis of the primary formation of two reducing species in irradiated water—the hydrated electron and a species which behaves as a hydrogen atom. The yields, reactivity, and possible modes of formation of these species have been discussed.

Introduction

In general the radical species formed in the radiation-induced decomposition of water have been referred to as "H" and "OH." The radicals were assumed to result from reactions between water molecules and the charged intermediates² produced according to



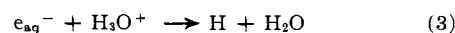
or from excited water molecules formed by recombination of the electrons and the positively charged parent ions.³ Later studies⁴⁻⁹ indicated the existence of two different forms of reducing species in aqueous systems, which led to a re-evaluation of previous considerations concerning reactions of the charged intermediates with suitable acceptors.¹⁰ Chemical^{4-9,11,12} and physical^{13,14}

investigations have now established that radiation-produced electrons constitute the major portion of the so-called "H" radicals in aqueous media and that these may give rise to hydrogen atoms by reaction with H_3O^+ . The charged reducing species (hydrated electron or negative polaron¹⁵) is referred to here as e_{aq}^- .

Allan and Scholes⁷ showed that, in addition to hydrated electrons, another reducing species was produced independently in a yield of $G \sim 0.6$. This was presumed to be a hydrogen atom and to be formed by the decomposition of an excited water molecule according to



H_2O^* could presumably result from direct excitation or from ion recombination.³ To distinguish this independently formed species from the hydrogen atom produced in the reaction



it will be referred to as H^α . The existence of H^α has since been confirmed by other workers using different aqueous organic systems.^{11,16} For ^{60}Co - γ and electron

(1) This work is supported, in part, by the U. S. Atomic Energy Commission.

(2) D. E. Lea, "Actions of Radiations on Living Cells," Cambridge University Press, 1946.

(3) M. Burton, J. L. Magee, and A. H. Samuel, *J. Chem. Phys.*, **20**, 760 (1952); H. A. Samuel and J. L. Magee, *ibid.*, **21**, 1080 (1953).

(4) E. Hayon and J. Weiss, *Proc. Intern. Conf. Peaceful Uses At. Energy*, **29**, 80 (1958).

(5) J. H. Baxendale and G. Hughes, *Z. physik. Chem.*, **14**, 306 (1958).

(6) N. F. Barr and A. O. Allen, *J. Phys. Chem.*, **63**, 928 (1959).

(7) J. T. Allan and G. Scholes, *Nature*, **187**, 218 (1960).

(8) F. S. Dainton and D. B. Peterson, *ibid.*, **186**, 878 (1960).

(9) P. Kelly and M. Smith, *J. Chem. Soc.*, 1487 (1961).

(10) (a) G. Stein, *Discussions Faraday Soc.*, **12**, 227, 289 (1952); (b) H. Frohlich and R. L. Platzman, *Phys. Rev.*, **92**, 1152 (1953); (c) J. Weiss, *Nature*, **174**, 78 (1954); (d) R. L. Platzman, *Radiation Res.*, **2**, 1 (1955); (e) J. Weiss, *Experientia*, **12**, 7, 280 (1956).

(11) E. Hayon and A. O. Allen, *J. Phys. Chem.*, **65**, 2181 (1961).

(12) G. Czapski and H. A. Schwarzer, *ibid.*, **66**, 471 (1962).

(13) E. J. Hart and J. W. Boag, *J. Am. Chem. Soc.*, **84**, 4090 (1962).

(14) J. P. Keene, *Nature*, **197**, 47 (1963).

(15) J. Weiss, *ibid.*, **186**, 751 (1960).

(16) (a) J. Rabani, *J. Am. Chem. Soc.*, **84**, 868 (1962); (b) J. Rabani and G. Stein, *J. Chem. Phys.*, **37**, 1865 (1962).

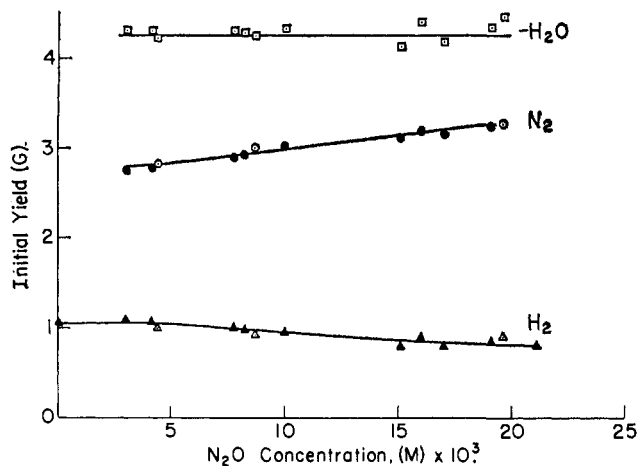
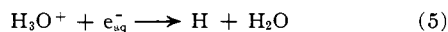
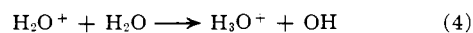


Fig. 1.—Dependence of the N_2 and H_2 yields on N_2O concentration in deaerated solutions of $10^{-2} M$ 2-propanol irradiated with 2.5 Mev. electrons at pH 5.90: ●, △, 0.5×10^{-6} amp.; ○, △, 0.5×10^{-7} amp.

irradiations of aqueous solutions under neutral conditions of pH (5–7) the apparent yields of water decomposition and of “H” radicals are generally accepted to be $G(-H_2O) = 3.80$ and $G(“H”) = 2.90$, respectively.¹⁷ Since H^α is formed to the extent of $G(H^\alpha) = 0.6$, Allan and Scholes concluded that the yield of hydrated electrons under these conditions should be $G(e_{aq}^-) = 2.30$. Czapski and Allen¹⁸ subsequently showed, however, that in solutions containing O_2 and H_2O_2 the yield of hydrated electrons was $G = 2.85 \pm 0.15$. To explain these contradictory observations regarding the relative yields of e_{aq}^- and H^α the following explanations have been proposed: (a) Hayon¹⁹ has suggested that O_2 may react with the H^α precursor in such a way as to convert it to a hydrated electron. (b) Lifschitz,²⁰ from studies of the deuterium isotope effect in H_2O – D_2O solutions of sodium formate, obtained data which were incompatible with the formation of H^α via reaction 2. It was concluded that H^α may result from the “spur” reactions 1, 4, and 5



and that in solutions containing efficient electron scavengers, the formation of H^α would be suppressed.

Further studies by Rabani and Stein^{16b} indicated that the accepted yield of “H” radicals was unreliable, since they calculated $G(e_{aq}^-)$ and $G(H^\alpha)$ to be, respectively, 2.65 and 0.55 in neutral solutions containing 2-propanol and acetone.

In the following presentation we submit data obtained from chemical studies of electron-irradiated aqueous solutions containing 2-propanol and N_2O . This work was undertaken in order to determine: (a) whether or not H^α is produced in the presence of an efficient electron scavenger (N_2O); (b) the yields of the reducing species, $G(e_{aq}^-)$ and $G(H^\alpha)$, and of $G(-H_2O)$ as a function of electron scavenger concentration; (c) the relative rate constants for reactions of e_{aq}^- with certain added solutes.

(17) A. O. Allen, “The Radiation Chemistry of Water and Aqueous Solutions,” D. Van Nostrand Co., Inc., New York, N. Y., 1961, p. 46.

(18) G. Czapski and A. O. Allen, *J. Phys. Chem.*, **66**, 262 (1962).

(19) E. Hayon, *Nature*, **196**, 533 (1962).

(20) C. Lifschitz, *Can. J. Chem.*, **40**, 1903 (1962).

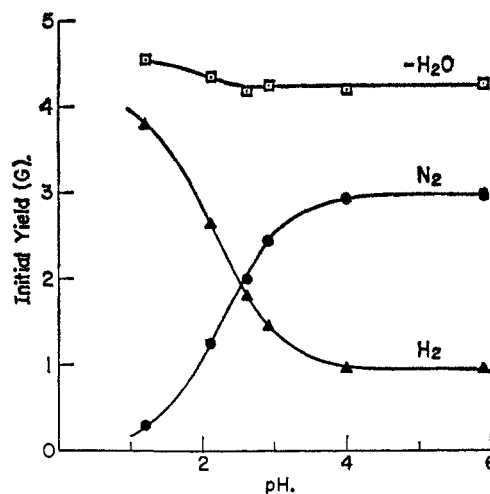


Fig. 2.—Plot of pH dependence of the N_2 and H_2 yields in deaerated solutions of $10^{-2} M$ 2-propanol and $10^{-2} M N_2O$ irradiated with 2.5 Mev. electrons.

Experimental

Solutions were prepared from distilled water which had been redistilled from acidified dichromate and alkaline permanganate and then given a final distillation. The pH of the water was usually in the range $pH 5.9 \pm 0.2$. Other pH values were obtained using sulfuric acid or sodium hydroxide; no buffers were used. 2-Propanol (Fisher certified reagent) was redistilled from 2,4-dinitrophenylhydrazine to remove trace amounts of acetone. Other solutes were the best grade obtainable and were used without additional purification. Nitrous oxide (Matheson Co., Inc.) was purified by several trap to trap distillations in a mercury-free vacuum line, the line being evacuated for 5 min. after each freezing at -196° . A sample prepared in this manner and analyzed by mass spectrometry contained no impurity.

Irradiations were carried out with 2.5 Mev. electrons from a Van de Graaff accelerator. The beam current was varied between 0.5×10^{-6} and 0.5×10^{-7} amp.

Solutions were degassed by the standard freezing–pumping technique, a predetermined amount of N_2O transferred into the vessel, and then shaken and equilibrated at 24° for several hours prior to irradiation. The concentration of N_2O in the solution was determined from the distribution constant C_{N_2O} in vapor/ C_{N_2O} in water = 1.63 ± 0.05 which was calculated for the experimental temperature (24°) from data available on the dependence of solubility and of Henry’s coefficient for N_2O in water as a function of temperature and pressure.

The gaseous products were collected by means of a toeppler pump after passing through two traps cooled to -78 and -196° , respectively. The collection procedure was repeated four times after additional shakings were given to the solution. The gases retained in the traps were distilled from trap to trap (three times) and any additional N_2 and H_2 collected after each distillation. The gas samples were subsequently analyzed by mass spectrometry. Acetone was quantitatively determined by the microcolorimetric technique developed by Berntsson²¹ and hydrogen peroxide was measured using the iodide technique.²²

Results

The measured products in the electron irradiation of deaerated aqueous solutions of 2-propanol and N_2O were nitrogen, hydrogen, hydrogen peroxide, and acetone. Unless otherwise stated, the product yields were a linear function of the radiation dose. Doses of up to 10^{17} e.v./ml. were employed. G -Values were obtained from yield–dose plots representing at least four determinations.

Figure 1 shows the dependence of the yields of N_2 and H_2 as a function of N_2O concentration in neutral solutions of $10^{-2} M$ 2-propanol irradiated with 2.5

(21) S. Berntsson, *Anal. Chem.*, **28**, 1337 (1956).

(22) A. O. Allen, C. J. Hochanadel, J. A. Ghormley, and T. W. Davis, *J. Phys. Chem.*, **56**, 575 (1952).

Mev. electrons at a beam current of 0.5×10^{-6} amp. At N₂O concentrations lower than $\sim 5 \times 10^{-3}$ M the measured yield of H₂, $G(\text{H}_2) = 1.05$, was identical with the yield obtained for 2-propanol solutions containing no added N₂O.⁷ The yield of N₂ in the range 3 to 5×10^{-3} M was $G(\text{N}_2) = 2.80 \pm 0.1$. Increasing the N₂O content to 2×10^{-2} M led to a decrease, $\Delta G = 0.25$, in the yield of H₂ and to an increase, $\Delta G = 0.50$, in the N₂ yield. For solutions containing 10^{-1} M 2-propanol and 3×10^{-3} M N₂O the yields were $G(\text{N}_2) 2.88$ and $G(\text{H}_2) 1.10$.

In acidified 10^{-2} M 2-propanol solutions at pH 1.20 the H₂ yield decreased linearly from $G(\text{H}_2) 4.00$ to 3.50 and the N₂ yield increased from zero to $G(\text{N}_2) 0.70$ over the N₂O concentration range 0 to 2.27×10^{-2} M.

Figure 2 is a plot of $G(\text{N}_2)$ and $G(\text{H}_2)$ as a function of pH for 10^{-2} M 2-propanol solutions containing 10^{-2} M N₂O. Increasing the pH led to higher yields of N₂ and lower yields of H₂; the limiting values, $G(\text{H}_2) 0.95$ and $G(\text{N}_2) 2.98$, were reached at pH ~ 5 .

In the presence of 0.1 N NaOH (pH ~ 13) the yields were found to be $G(\text{H}_2) 0.55$ and $G(\text{N}_2) 10.6$. The high yield of N₂ was indicative of a chain process in the alkaline solutions; yields were therefore determined at various radiation intensities (beam currents). The results are given in Table I. The dose range was re-

TABLE I

N₂ AND H₂ YIELDS IN 10^{-2} M 2-PROPANOL- 10^{-2} M N₂O SOLUTIONS IRRADIATED AT pH ~ 13 (0.1 N NaOH) WITH 2.5 MEV. ELECTRONS

Beam current, amp.	$G(\text{H}_2)$	$G(\text{N}_2)$
0.5×10^{-6}	0.52 ± 0.05	6.4 ± 0.2
$.5 \times 10^{-6}$	$.52 \pm .05$	$10.6 \pm .3$
$.5 \times 10^{-7}$	$.53 \pm .05$	$16.4 \pm .5$
$.5 \times 10^{-8}$	$.61 \pm .05$	21.0 ± 2.0

duced at lower intensities to ensure that the measured values were initial yields and that acetone did not reach a sufficient concentration to compete with N₂O for the hydrated electrons. The yields of acetone were measured in solutions containing 10^{-2} M 2-propanol and 10^{-2} M N₂O at various pH values and with different radiation dose rates. These results are summarized in Table II.

TABLE II

YIELDS OF ACETONE IN 10^{-2} M 2-PROPANOL-N₂O SOLUTIONS IRRADIATED WITH 2.5 MEV. ELECTRONS

pH	Beam current, amp.	N ₂ O concn., M	$G(\text{acetone})$
1.20	0.5×10^{-6}	10^{-2}	2.82
1.20	$.5 \times 10^{-6}$	2×10^{-2}	2.87
1.20	$.5 \times 10^{-6}$	10^{-2}	3.30^a
2.85	$.5 \times 10^{-6}$	10^{-2}	2.40
5.90	$.5 \times 10^{-6}$	10^{-2}	2.27
5.90	$.5 \times 10^{-6}$	2×10^{-3}	2.35
5.90	$.5 \times 10^{-8}$	10^{-2}	3.05^a

^a Nonlinear yield-dose relationships. G -values were initially lower.

The molecular yields of H₂O₂ were determined in 10^{-2} M 2-propanol-N₂O solutions at pH 5.90 using N₂O concentrations in the range 4.3×10^{-3} to 1.96×10^{-2} M and electron beam currents of 0.5×10^{-6} , 0.5×10^{-7} , and 0.5×10^{-8} amp. The initial yield of H₂O₂ was $G^M(\text{H}_2\text{O}_2) 0.56 \pm 0.03$ in all cases. However, at beam currents lower than 0.5×10^{-6} amp. the H₂O₂ reached a steady-state concentration in the dose range

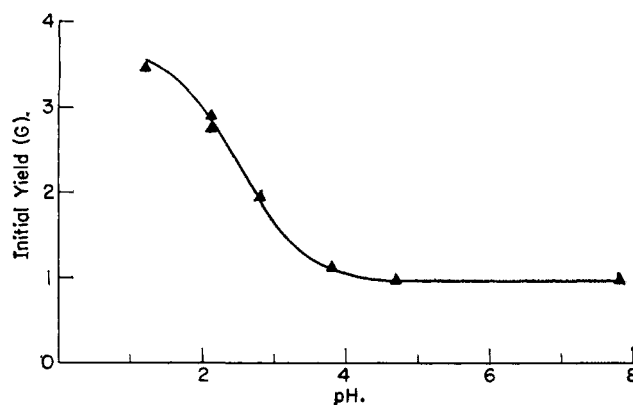


Fig. 3.—Plot of pH dependence of the H₂ yields in deaerated solutions of acetaldehyde irradiated with 2.5 Mev. electrons.

investigated (doses $< 10^{17}$ e.v./ml.). The steady-state concentration was 10^{-5} M at 0.5×10^{-8} amp. and increased with increasing dose rate.

Effect of Added Solutes. Acetone.—Table III gives the measured yields of N₂ and H₂ in 10^{-2} M 2-propanol-N₂O solutions containing 0.94×10^{-2} M acetone. The solutions were irradiated at pH 5.90 with a beam current of 0.5×10^{-6} amp. The acetone concentration (0.94×10^{-2} M) was the analytically determined amount present in the solutions just prior to irradiation and represents the amount remaining after evacuation of an initially 10^{-2} M solution.

TABLE III

INITIAL YIELDS OF N₂ AND H₂ IN IRRADIATED 10^{-2} M 2-PROPANOL-N₂O SOLUTIONS (pH 5.90) CONTAINING 0.94×10^{-2} M ACETONE

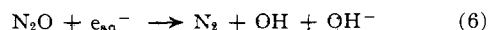
N ₂ O concn., M	$G(\text{N}_2)$	$G(\text{H}_2)$
5.02×10^{-3}	1.12	0.87
7.03×10^{-3}	1.53	.82
1.04×10^{-2}	1.76	.85

Acetaldehyde.—The measured yields of N₂ and H₂ in 10^{-2} M 2-propanol solutions containing 10^{-2} M N₂O and 10^{-2} M acetaldehyde irradiated at pH 5.90 were, respectively, $G(\text{N}_2) 2.14$ and $G(\text{H}_2) 0.90$.

Figure 3 shows the pH dependence of $G(\text{H}_2)$ in deaerated solutions of 10^{-2} M acetaldehyde irradiated with 2.5 Mev. electrons (0.5×10^{-6} amp.). The curve which is drawn represents the theoretical pH dependence taking a value of 1.69 for the ratio of the rate constants of reaction 3 and the competing reaction of acetaldehyde with hydrated electrons, calculated from the results obtained with the 2-propanol-N₂O-acetaldehyde system.

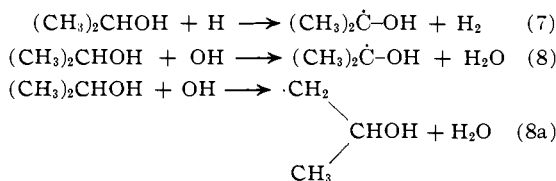
Discussion

Dainton and Peterson^{8,23} have shown from studies of the γ -radiolysis of aqueous N₂O solutions that N₂O has a high reactivity toward e_{aq}^- , the products of the reaction being nitrogen and an oxidizing species, presumably OH (or O⁻).



Hydrogen atoms undergo a relatively slow reaction with N₂O; thus in the presence of 2-propanol the reaction sequence may be represented by reaction 6 together with the processes

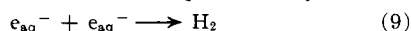
(23) F. S. Dainton and D. B. Peterson, *Proc. Roy. Soc. (London)*, **A267**, 443 (1962).



The organic free radicals produced in reactions 7 and 8 and in reaction 8a will be referred to as R and R', respectively. Subsequent dismutation reactions of these radicals accounts for the formation of acetone. Assuming that all the hydrated electrons react with the N₂O, this system provides a convenient method for the determination of the yields of e_{aq}⁻ and H^α since, according to the above mechanism, $G(\text{e}_{\text{aq}}^-) = G(\text{N}_2)$ and $G(\text{H}^\alpha) = G(\text{H}_2) - G^{\text{M}}(\text{H}_2)$.

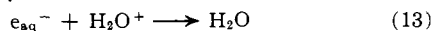
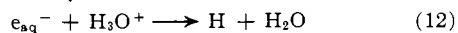
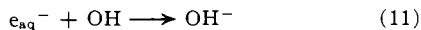
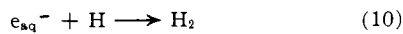
In neutral solutions of 2-propanol and N₂O (Fig. 1) the yield of H₂ was consistently greater than the maximum value for molecular hydrogen formation, *i.e.*, $G^{\text{M}}(\text{H}_2)$ 0.45, indicating that H^α is produced even in the presence of comparatively high concentrations of N₂O.

The molecular yield of hydrogen as determined in deaerated solutions of $3 \times 10^{-3} M$ CuSO₄ containing $2 \times 10^{-2} M$ N₂O was found to be $G^{\text{M}}(\text{H}_2)$ 0.25 ± 0.05 . The decrease in $G(\text{H}_2)$ with increasing N₂O concentration can therefore be ascribed wholly to the scavenging of molecular hydrogen precursors by N₂O and, since the reaction between H atoms and N₂O is generally considered to be a slow process, these observations are consistent with the view that the molecular hydrogen yield arises, at least in part, from reactions of electrons, the most predominant of which is presumably



That this reaction does in fact yield hydrogen was recently demonstrated by Dorfman and Taub.²⁴ The yield of H^α in the system is $G(\text{H}^\alpha)$ 0.60 ± 0.05 and is constant for $10^{-2} M$ 2-propanol solutions containing 0.3 to $2.1 \times 10^{-2} M$ N₂O.

The N₂ yield is a composite function of the scavenging by N₂O of electrons in the bulk of the solution together with some scavenging of electrons in the spurs. On the assumption that the reduction in $G^{\text{M}}(\text{H}_2)$ is due only to scavenging of reaction 9, the contribution to $G(\text{N}_2)$ would be twice the decrease in $G(\text{H}_2)$. The results given in Fig. 1 show that the ratio $\Delta G(\text{N}_2)/\Delta G(\text{H}_2)$ is in fact close to 2, from which it might be inferred therefore that scavenging by N₂O of other



spur reactions does not occur to any significant extent over the range of N₂O concentration investigated. In view of the large concentration dependence of $G(\text{N}_2)$ observed by Dainton and Peterson using solutions of N₂O, such a conclusion would be surprising unless the determining factor in the scavenging of back reaction 11 is the reaction of 2-propanol with OH radicals (8 and 8a) rather than the scavenging of electrons by N₂O according to reaction 6. Allowing for contributions to $G(\text{N}_2)$ from scavenging of reaction 9 the yield of hydrated electrons in the bulk of the solution is $G(\text{e}_{\text{aq}}^-)$ 2.80 ± 0.1 and is independent of N₂O concentra-


tion over the range investigated. Also given in Fig. 1 are the yields of net water decomposition, calculated from the expression

$$G(-\text{H}_2\text{O}) = G(\text{N}_2) + 2G(\text{H}_2) - G(\text{H}^\alpha) \quad (\text{A})$$

The yield, $G(-\text{H}_2\text{O})$ 4.25 ± 0.15 , is constant over the range of N₂O concentration indicated.

In $10^{-1} M$ 2-propanol solutions containing $3 \times 10^{-3} M$ N₂O the yields of N₂ and H₂ are somewhat higher than those obtained using $10^{-2} M$ 2-propanol. This effect probably results from additional scavenging by 2-propanol of hydrogen atoms and OH radicals which normally undergo spur reactions such as 10 and 11.

The N₂O concentration dependence of $G(\text{N}_2)$ and $G(\text{H}_2)$ in acidified solutions is attributed to a simple competition between H₃O⁺ ions and N₂O for the hydrated electrons, reactions 3 and 6. The increase in $G(\text{N}_2)$ over the concentration range is somewhat greater than the decrease in $G(\text{H}_2)$, indicating that the competition can also occur in the spurs and thus reduce $G^{\text{M}}(\text{H}_2)$ which under these conditions of pH is normally produced according to reaction 9 and/or reactions 3 and 14



A correction for this effect may be made using the value of $k_3/k_6 = 1.64$ obtained from a kinetic treatment of the results presented in Fig. 2. Values for net water decomposition were then obtained from expression A. The yield was constant, $G(-\text{H}_2\text{O})$ 4.50 ± 0.10 , over the range 0.2 to $2.3 \times 10^{-2} M$ N₂O.

The influence of pH on the gas yields is shown in Fig. 2. The results are explained on the basis of a simple competition between reactions 3 and 6. Values for $G(-\text{H}_2\text{O})$ were obtained from expression A assuming $G(\text{H}^\alpha)$ to be independent of pH and correcting for the small change in $G^{\text{M}}(\text{H}_2)$ (0.35 to 0.45) on increasing the pH from neutral to acid solutions at pH 1.20. The curves drawn through the $G(\text{H}_2)$ and $G(\text{N}_2)$ values in Fig. 2 were obtained from relationships B and C, respectively. The competition kinetics are expressed in terms of the measured H₂ yields by the relationship

$$\frac{G(\text{e}_{\text{aq}}^-)}{G(\text{H}_2) - G(\text{H}^\alpha) - G^{\text{M}}(\text{H}_2)} = \frac{k_6[\text{N}_2\text{O}]}{k_3[\text{H}^+]} + 1 \quad (\text{B})$$

A plot of the left-hand side of expression B *vs.* $[\text{N}_2\text{O}]/[\text{H}^+]$ yields a straight line and a value for the ratio of rate constants of $k_3/k_6 = 1.64$. The yield of N₂ under these conditions is given by

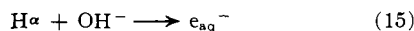
$$G(\text{N}_2) = \frac{G(\text{e}_{\text{aq}}^-)}{1 + (k_3[\text{H}^+]/k_6[\text{N}_2\text{O}])} \quad (\text{C})$$

The theoretical curve calculated from this expression is seen to be in good agreement with the experimental points (Fig. 2). The slight deviation at pH 1.20 is partially a result of a salt effect which favors reaction 3 and amounts to a reduction of approximately 6% in the value of k_3/k_6 .

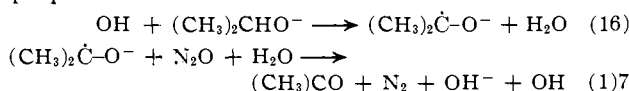
In the presence of $0.1 N$ NaOH (pH ~ 13) the yield of hydrogen in $10^{-2} M$ 2-propanol- $10^{-2} M$ N₂O solutions is reduced to $G(\text{H}_2) = 0.55 \pm 0.05$. This effect has been attributed²⁵ to the introduction of reaction 15 in competition with reaction 7.

(25) J. T. Allan, M. G. Robinson, and G. Scholes, *Proc. Chem. Soc.*, 381 (1962); M. S. Matheson and J. Rabani, *Radiation Res.*, 19, 180 (1963).

(24) L. M. Dorfman and I. A. Taub, *J. Am. Chem. Soc.*, 85, 2370 (1963).



The radiation-induced chain reaction which results in high yields of N₂ has been attributed²⁶ to the interaction of N₂O with the radical produced from the 2-propanol ion

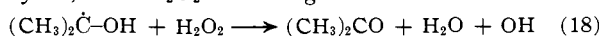


The $G(\text{N}_2)$ values given in Table I do not satisfy the simple kinetic relationship which may be derived on the basis of reactions 16 and 17 alone, *i.e.*

$$G(\text{N}_2)_{\text{measd}} = G(e_{\text{aq}}^-) + \frac{k_{16}(\text{N}_2\text{O})}{\sqrt{D}}$$

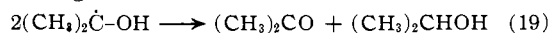
where D = dose rate. This is not surprising since only 87% of the 10⁻² M 2-propanol is present as the 2-propanol ion at pH 13²⁷; thus reactions 8 and 8a will constitute chain-breaking processes as well as interactions of the radicals R and R' and their respective radical ions. A rough kinetic interpretation of the results gives a value for the electron yield of $G(e_{\text{aq}}^-)$ 3.7 ± 0.3. Taking into account the contributions to this yield from reaction 15 and from scavenging of molecular hydrogen precursors at 10⁻² M N₂O, the yield of hydrated electrons in the bulk of the solution at pH 13 may be taken as 3.1 ± 0.3.

In aqueous 2-propanol solutions irradiated *in vacuo* with ⁶⁰Co γ-rays or with low dose rate (*e.g.*, 0.5 × 10⁻⁸ amp.) electron radiations the molecular hydrogen peroxide is present in a low stationary-state concentration in both neutral and acidified solutions. The disappearance of H₂O₂ is accounted for by a chain process, initiated by reaction of the organic radical R (and possibly R') with H₂O₂ according to



This effect also accounts for the higher yields of acetone observed in solutions irradiated at low dose rates (Table II) and for the nonlinearity of the acetone yield-dose dependencies which were obtained.

The suggestion²³ that the oxidizing species produced in reaction 6 is an OH or O⁻ radical is confirmed by equating the acetone yields presented in Table II to the yields of H (and H^α) and OH radicals which are produced under the corresponding conditions of pH and dose rate. H atoms react with 2-propanol according to reaction 7 and yield organic radicals R, which on dismutation give acetone *via*



The formation of diol from combination of R radicals apparently does not occur.^{16b,28} Hydroxyl radicals, however, undergo a less specific dehydrogenating reaction with 2-propanol and yield both R and R' radicals according to reactions 8 and 8a, respectively.²⁸ This has been shown to be small (~2% reaction at the methyl group) in the case of H atoms.²⁹ Since not all reactions of R and R' yield acetone, the following equation may be derived

$$G(\text{acetone}) = \frac{G(\text{H})}{2} + \frac{FG(\text{OH})}{2} \quad (D)$$

(26) G. Scholes, M. Simic, and J. J. Weiss, 36th Ann. Discussions Faraday Soc., Notre Dame, Ind., September, 1963.

(27) C. F. Wells, *Discussions Faraday Soc.*, **29**, 219 (1960).


(28) J. T. Allan, M. G. Robinson, and G. Scholes, unpublished results.

(29) J. T. Allan, unpublished results.

where F is constant and represents the fraction of OH radicals which lead ultimately to acetone formation. In 10⁻² M 2-propanol-10⁻² M N₂O solutions irradiated at pH 5.9 with a beam current of 0.5 × 10⁻⁶ amp., $G(e_{\text{aq}}^-) = 3.00$, $G(\text{H}\alpha) = 0.6$, $G^M(\text{H}_2) = 0.35$, $G^M(\text{H}_2\text{O}_2) = 0.56$, and $G(\text{OH}) = 3.10$. The measured yield of acetone was G 2.30; thus assuming that each e_{aq}^- leads to an OH radical *via* reaction 6, the fraction F is calculated to be 0.66. The yields of acetone calculated in this manner from (D), and taking into account reaction 18 at the low dose rate, agree to within 0.1 G with the experimentally determined values at the other pH's shown in Table II.

Effect of Added Solutes.—The presence of an additional electron scavenger in the 2-propanol-N₂O system should result in a competition between the added solute and N₂O for the radiation-produced electrons and thus lead to a decrease in the yield of nitrogen.

In the case of acetone the competing reaction is



and the competition kinetics may be represented by the relationship

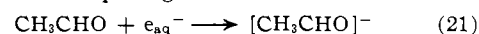
$$\frac{G(e_{\text{aq}}^-)}{G(\text{N}_2)} = \frac{k_{20}[(\text{CH}_3)_2\text{CO}]}{k_6[\text{N}_2\text{O}]} + 1 \quad (E)$$

The yields of N₂ and H₂ in the 10⁻² M 2-propanol-0.94 × 10⁻² M acetone-N₂O system were determined for several N₂O concentrations and the data (Table III) plotted according to eq. E. The yield of hydrated electrons was determined from

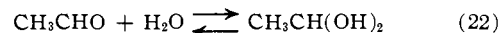
$$G(-\text{H}_2\text{O}) = G(e_{\text{aq}}^-) + 2G(\text{H}_2) - G(\text{H}\alpha) \quad (F)$$

assuming $G(-\text{H}_2\text{O})$ 4.25 and $G(\text{H}\alpha)$ 0.60. A linear relationship was obtained which yielded a value for the ratio of rate constants of $k_6/k_{20} = 1.02$, from which it may be inferred that $k_3/k_{20} = 1.67$.

For the 2-propanol-N₂O system containing acetaldehyde as the added electron scavenger the ratio of rate constants for the competing reactions 6 and

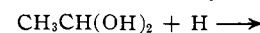
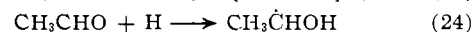
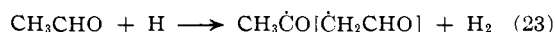


was derived from a kinetic equation similar to (E) and gave $k_6/k_{21} = 2.35$. This, however, does not take into account the fact that acetaldehyde in aqueous solution enters into the equilibrium reaction



At room temperature (24°) the ratio of the diol to aldehyde form is 1.27:1.³⁰ In 10⁻² M acetaldehyde solutions, therefore, only 0.44 × 10⁻² M is present as CH₃CHO. On the assumption that reaction of the hydrated electrons with CH₃CH(OH)₂ does not compete with reaction 21, the value k_6/k_{21} becomes 2.35 × 0.44 = 1.03. Thus acetaldehyde is as equally efficient in scavenging electrons as acetone.

The pH dependence of the hydrogen yields for de-aerated aqueous solutions of acetaldehyde irradiated with 2.5 Mev. electrons is shown in Fig. 3. The reactions which determine the H₂ yield in this system are



(30) R. P. Bell and J. C. Clunie, *Trans. Faraday Soc.*, **48**, 439 (1952).

together with reactions 3 and 21. In terms of the reaction kinetics, $G(\text{H}_2)$ is given by the relationship

$$G(\text{H}_2) = G^{\text{M}}(\text{H}_2) + \left\{ G(\text{H}^\alpha) + \frac{G(\text{e}_{\text{aq}}^-)}{1 + (k_{21}(\text{CH}_3\text{CHO})/k_3(\text{H}^+))} \right\} P$$

where

$$P = \frac{k_{23} + k_{25}([\text{CH}_3\text{CH}(\text{OH})_2]/[\text{CH}_3\text{CHO}])}{k_{23} + k_{24} + k_{25}([\text{CH}_3\text{CH}(\text{OH})_2]/[\text{CH}_3\text{CHO}])}$$

and is constant at constant temperature.

The rate constant ratio for reactions 3 and 21, calculated from the values of k_3/k_6 and k_6/k_{21} , is $k_3/k_{21} = 1.69$. Values of $G(\text{e}_{\text{aq}}^-)$ may be determined from the $G(-\text{H}_2\text{O})$ yields shown in Fig. 2. The constant, $P = 0.87$, represents the fraction of hydrogen atoms leading to hydrogen formation and was evaluated from data obtained at pH 1.20 where the influence of various additives, *i.e.*, acetic acid and 2-propanol, on $G(\text{H}_2)$ were investigated. Substituting this information in the expression above we obtain a theoretical pH dependence for $G(\text{H}_2)$ which, as can be seen from Fig. 3, agrees well with experimental findings.

Conclusions

The radiation chemistry of the systems described above are readily interpreted on the basis of the primary formation of two reducing species, e_{aq}^- and H^α . H^α undergoes the reactions normally attributed to hydrogen atoms, *e.g.*, reactions 7, 15, and 24, and its identification as such is supported by the reaction kinetic studies of Rabani and Stein.¹⁶ These hydrogen atoms may arise from the decomposition of excited molecules,⁷ H_2O^* , formed either by ion recombination in the spurs or by the direct excitation of surrounding water molecules, or possibly from the spur

reactions 4 and 5.²⁰ However, the data presented above show that the yield of H^α is unaffected by relatively high concentrations of electron scavengers such as H_3O^+ , N_2O , acetone, and acetaldehyde.

In systems containing $10^{-2} M$ 2-propanol and N_2O the yield of hydrated electrons in the bulk of the solution was found to be $G(\text{e}_{\text{aq}}^-) = 2.80 \pm 0.1$ under neutral conditions of pH. Thus since H^α is present in a yield of $G(\text{H}^\alpha) = 0.60$, these observations are consistent with the views expressed earlier by Rabani and Stein; *i.e.*, that $G(\text{H}^\alpha)$ is actually 3.40 ± 0.15 in aqueous 2-propanol and not 2.90 as has been generally accepted.

The results shown in Fig. 1 suggest that under similar conditions of pH the electron yield in the bulk of an O_2 -saturated solution should be $G(\text{e}_{\text{aq}}^-) 2.80 \pm 0.1$, as was observed by Czapski and Allen¹⁸ using the $\text{O}_2\text{-H}_2\text{O}_2$ system. This assumes, however, that the determining factor in the production of $G 2.80$ electrons in the 2-propanol and 2-propanol- N_2O systems is not scavenging of OH radicals by 2-propanol according to reactions 8 and 8a, which may not necessarily apply.

Czapski and Allen concluded from their results that the electron yield which they determined constituted all of the reducing species produced in the solution and thus challenged the existence of H^α in oxygenated solutions. However, recent studies by Scholes, *et al.*,³¹ using solutions of O_2 and formate have shown that H^α is formed in the presence of oxygen and enters into competing reactions with O_2 and formate.

It seems fairly certain, therefore, that the two reducing species are formed in irradiated aqueous solutions although some questions remain concerning their respective yields. In particular, more investigations are necessary in order to elucidate the problems relating to oxygenated systems.

(31) G. Scholes and M. Simic, *Nature*, **199**, 276 (1963).

[CONTRIBUTION FROM THE DEPARTMENT OF CHEMISTRY AND THE GRADUATE SCHOOL OF AEROSPACE ENGINEERING, CORNELL UNIVERSITY, ITHACA, N. Y.]

Studies with a Single-Pulse Shock Tube. III. The Thermal Isomerization of Methyl Isocyanide

BY ASSA LIFSHITZ, H. F. CARROLL, AND S. H. BAUER

RECEIVED SEPTEMBER 26, 1963

The thermal isomerization of methyl isocyanide to acetonitrile has been investigated behind reflected shocks over the temperature range 710–860°K. The heated mixture consisted of 2% methyl isocyanide in argon. The reaction products were analyzed by vapor phase chromatography. The first-order rate constants obtained in this temperature region are higher by a factor of about 10^6 when compared to the lower temperature ($\sim 500^\circ\text{K}$.) values. An Arrhenius extrapolation and Slater's equation for the dependence of (k/k^∞) on temperature were used to compare the high with the low temperature data.

Introduction

The thermal isomerization of methyl isocyanide has been studied recently by Schneider and Rabinovitch¹ over the temperature region 450–530°K. and over a wide range of (k/k^∞) . These investigators also recently reported their work on the isomerization of methyl- d_3 isocyanide.² It was shown that the reaction is homogeneous and unimolecular. Owing to the relatively small number of degrees of freedom, the limiting first-order rate constant was reached only at pressures

of around 8 atmospheres; its value is

$$k_{\text{uni}}^\infty = 10^{13.6} \exp(-38,400/RT)$$

This paper is a continuation of our study of unimolecular reactions at the high temperatures attainable in shock tubes. Although the high pressure unimolecular limit could not be reached in the present glass shock tube, due to the excessive pressures which would be necessary, our data may be compared with those of Schneider and Rabinovitch by means of the equation given by Slater on the influence of temperature on (k/k^∞) .

(1) F. W. Schneider and B. S. Rabinovitch, *J. Am. Chem. Soc.*, **84**, 4215 (1962).

(2) F. W. Schneider and B. S. Rabinovitch, *ibid.*, **85**, 2365 (1963).